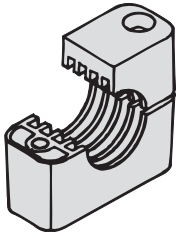
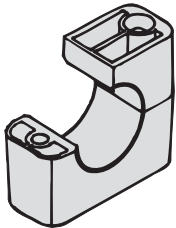


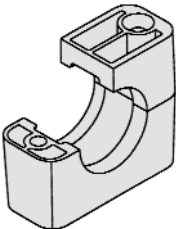
STANDARD-SERIES



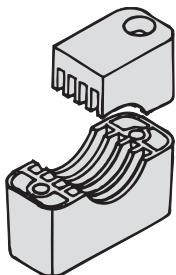
Standard design
– profiled inside –



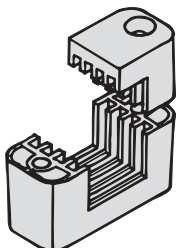
H-design
– smooth inside –
(recommended for hoses)



RI-design
for rubber inserts

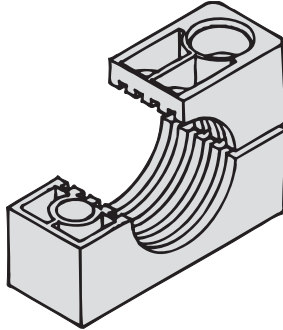


Oval-design
(for electric cables)

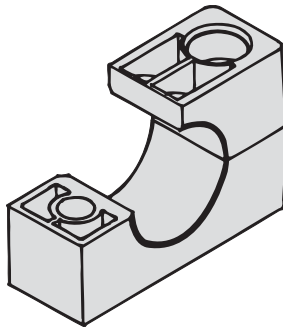


Rectangular-design
(for square sensors)

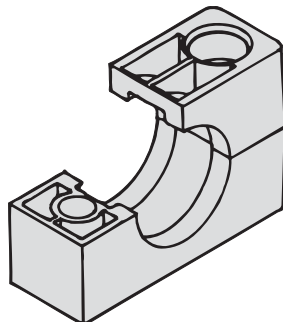
HEAVY-SERIES



Standard design
– profiled inside –

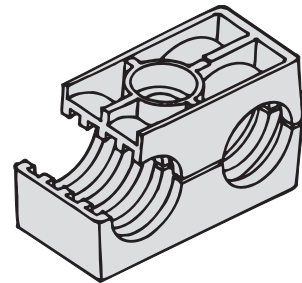


H-design
– smooth inside –
(recommended for hoses)

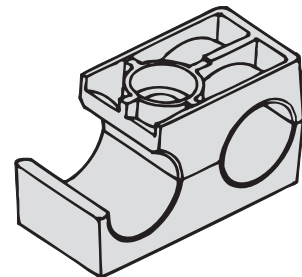


RI-design
(for rubber inserts)

TWIN-SERIES



Standard design
– profiled inside –



H-design
– smooth inside –
(recommended for hoses)